

WIFF2MGF

MGF Converter User Guide

April 2019



مؤسسة مستشفى سرطان
الأطفال - مصر
Children's Cancer Hospital
Foundation - Egypt

Introduction

This document describes how to use the graphical user interface converter relies on AB SCIEX MS Data Converter to convert mass spectral data (*.WIFF) from any AB SCIEX instrument into MGF files.

Implementation

MGFconverter version 1.0.0 is now available as a desktop application built on windows platform.

Software Requirements

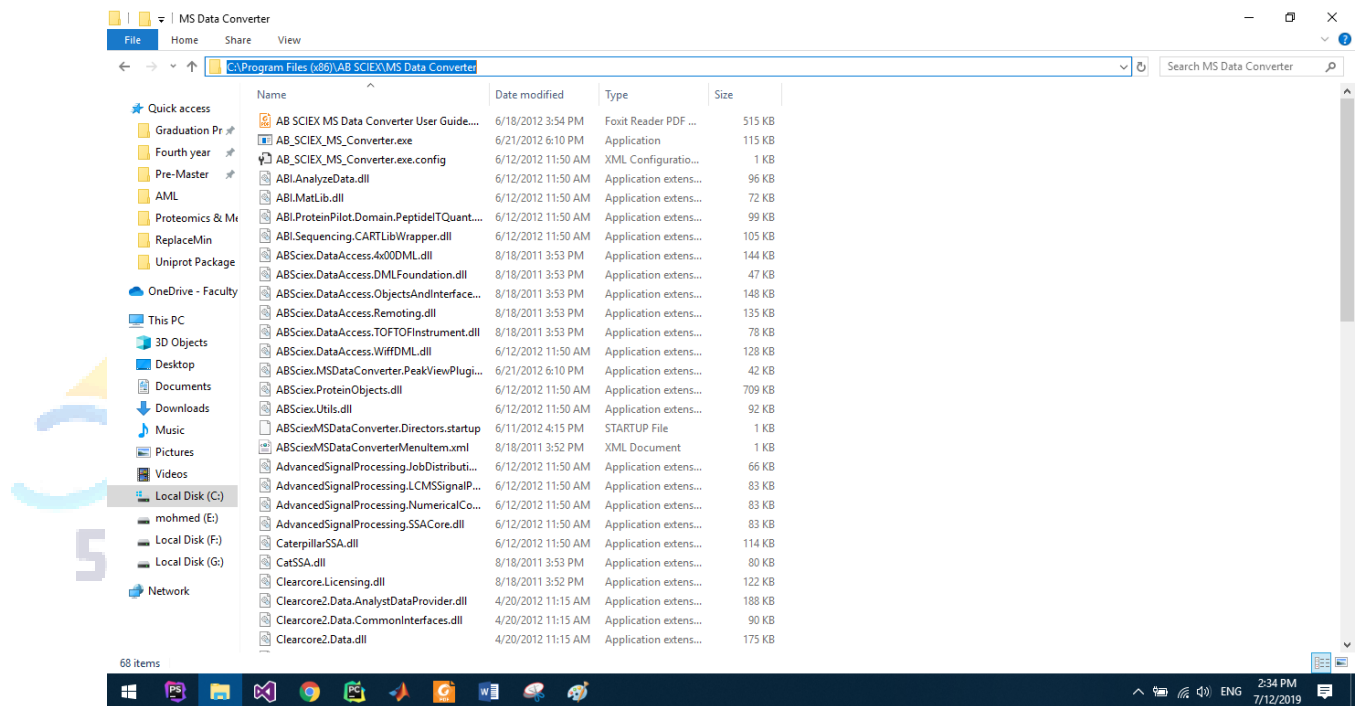
- OPERATING SYSTEM

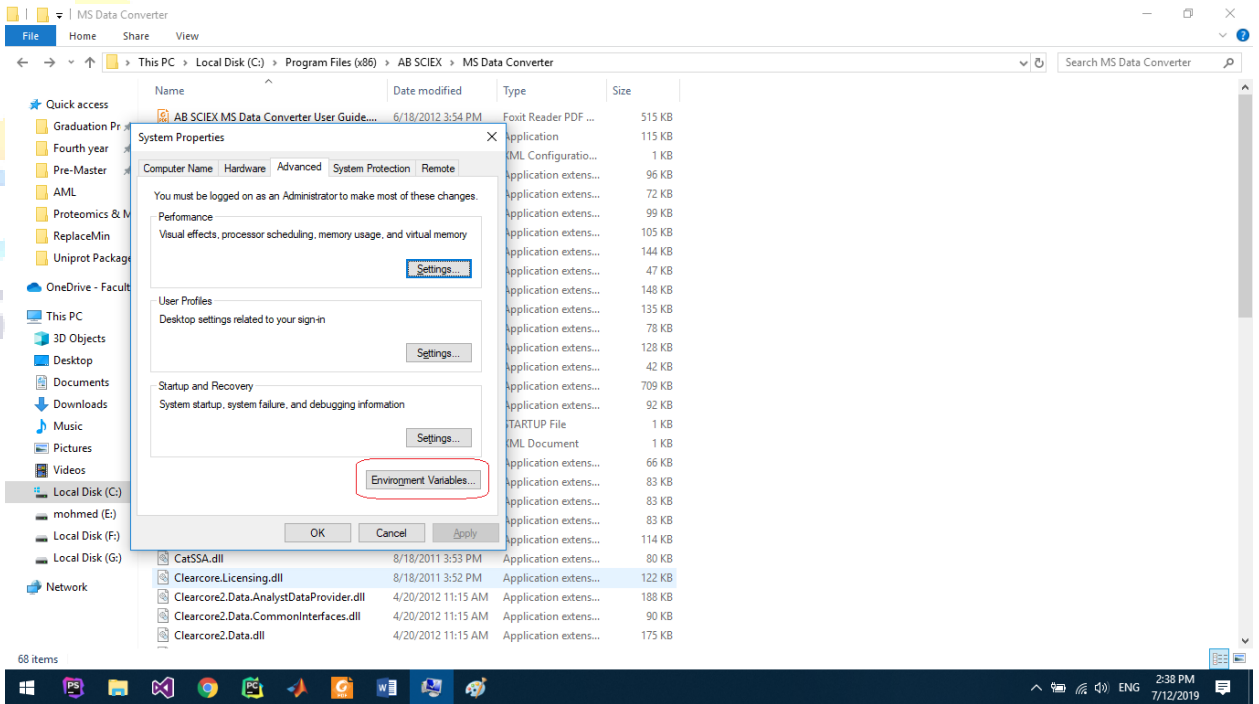
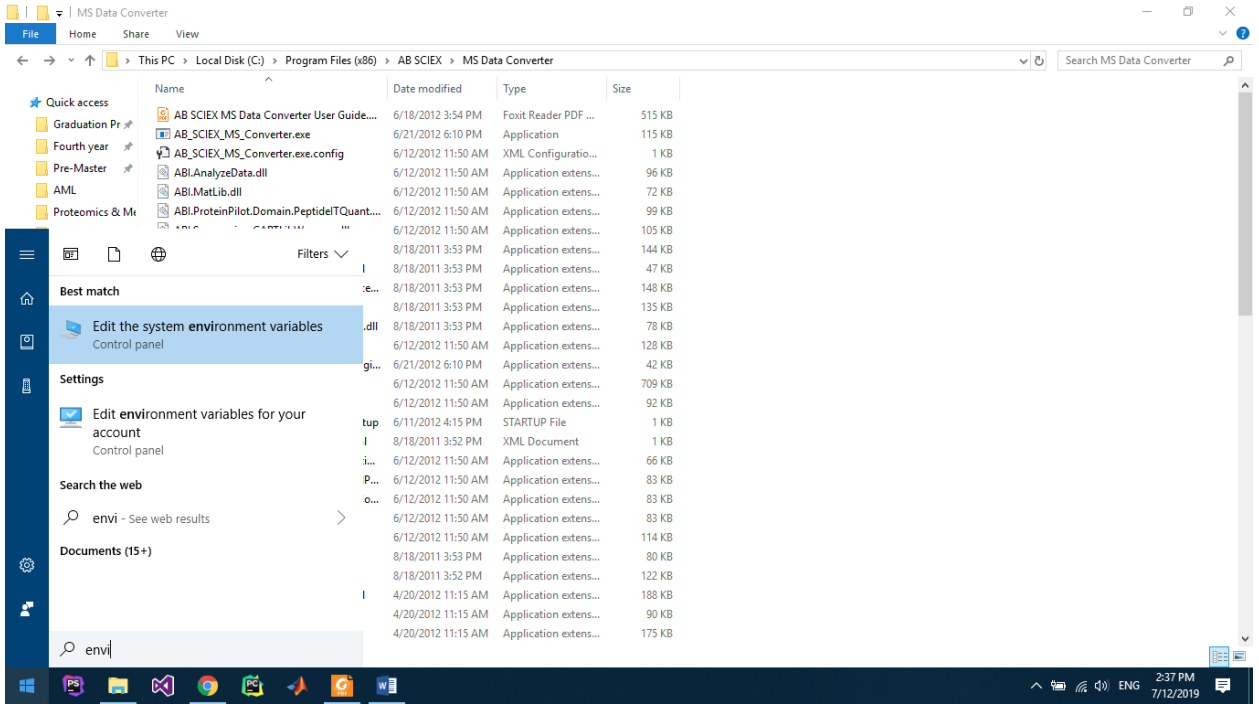
This software is compatible with Microsoft Windows XP with SP3, Windows XP Professional with SP2 64-bit system, Windows 7 SP1 64-bit system and Microsoft windows server 2008 standard.

- AB SCIEX MS Data Converter available at ([https://sciex.com/sw-downloads-form?d=ab_sciex_ms_data_converter_V1.3%20beta.zip&asset=software&softwareProduct=MS%20Data%20Converter%20\(Beta%20Version%201.3\)](https://sciex.com/sw-downloads-form?d=ab_sciex_ms_data_converter_V1.3%20beta.zip&asset=software&softwareProduct=MS%20Data%20Converter%20(Beta%20Version%201.3)))
- Peakview software available at (<https://sciex.com/software-support/software-downloads>)

Installation

- Add AB SCIEX MS Data Converter path to environment variables





Environment Variables

User variables for Soudy

Variable	Value
GOOGLE_APPLICATION_CRE...	C:\Users\Soudy\PycharmProjects\ObjectDetection\AIShadow-2005...
Hadoop	G:\Prog\hadoop-3.1.1\bin
HOME	C:\Users\Soudy
MOZ_PLUGIN_PATH	C:\Program Files (x86)\Foxit Software\Foxit Reader\plugins\
OneDrive	C:\Users\Soudy\OneDrive - Faculty Of Computer and Information T...
OneDriveCommercial	C:\Users\Soudy\OneDrive - Faculty Of Computer and Information T...
Path	C:\Users\Soudy\AppData\Local\Microsoft\WindowsApps:C:\Users\...

New... Edit... Delete

System variables

Variable	Value
Path	G:\app\Soudy\product\11.2.0\client_1;G:\app\Soudy\product\11.2....
PATHEXT	.COM;.EXE;.BAT;.CMD;.VBS;.VBE;.JS;.JSE;.WSF;.WSH;.MSC
PERL5LIB	
PROCESSOR_ARCHITECTURE	AMD64
PROCESSOR_IDENTIFIER	Intel64 Family 6 Model 69 Stepping 1, GenuineIntel
PROCESSOR_LEVEL	6
PROCESSOR_REVISION	4501

New... Edit... Delete

OK Cancel

Environment Variables dialog box with an "Edit environment variable" sub-dialog.

The sub-dialog "Edit environment variable" has a list of paths and a set of control buttons on the right:

- Buttons:** New (highlighted with a red box), Edit, Browse..., Delete, Move Up, Move Down, Edit text..., OK, Cancel.
- Path List:**
 - C:\Program Files (x86)\Microsoft SQL Server\110\Tools\Binn\
 - C:\Program Files (x86)\Microsoft SQL Server\110\DTS\Binn\
 - C:\Program Files\Microsoft SQL Server\120\Tools\Binn\
 - C:\Program Files\MEGA-X
 - C:\Program Files\Microsoft SQL Server\Client SDK\ODBC\130\Tool...
 - C:\Program Files (x86)\Microsoft SQL Server\140\Tools\Binn\
 - C:\Program Files\Microsoft SQL Server\140\Tools\Binn\
 - C:\Program Files\Microsoft SQL Server\140\DTS\Binn\
 - C:\Program Files (x86)\Microsoft SQL Server\Client SDK\ODBC\130...
 - C:\Program Files (x86)\Microsoft SQL Server\140\DTS\Binn\
 - C:\Program Files (x86)\Microsoft SQL Server\140\Tools\Binn\Mana...
 - C:\Oracle\Middleware\Oracle_FRHome1\opmn\bin
 - C:\Oracle\Middleware\Oracle_FRHome1\opmn\lib
 - C:\Oracle\Middleware\Oracle_FRHome1\perl\bin
 - C:\Program Files\Pandoc\
 - C:\Program Files\MiKTeX 2.9\miktex\bin\x64\
 - C:\Users\Soudy\AppData\Local\Programs\Python\Python37
 - C:\Program Files\EmEditor
 - G:\mohmed\Fourth year\First term\Computational\Labs\sratoolkit...
 - C:\Program Files (x86)\AB SCIE\MS Data Converter** (highlighted in blue)

Graphical user interface



1. User will be asked to browse the folder containing *.wiff files (*.wiff.scan) files must be in the same directory.
2. Software will iterate over the files and start conversion process.
3. Once files are converted software will show message that process is done successfully.

57357

Children's Cancer Hospital
Foundation - Egypt